

LEXA
PREMIUM PVC LAMINATES

3mm
PVC
Laminates

COLLECTION

Certificate

CERTIFICATE



This is to Certify that Quality Management System of

M S TRADING COMPANY



**VP15/434E, KARUTHEDATH BUILDING, PARAMMAL,
RAMANATTUKARA, KONDOTTY(TLK), MALAPPURAM
DISTRICT, KERALA, INDIA.**

has been audited and conformed to be in accordance with the requirements of

**ISO 9001:2015
Quality Management System**

For the following scope of activities:

**MANUFACTURING, MARKETING, DISTRIBUTION AND INSTALLATION
OF PVC LAMINATES, PVC DOORS, ALUMINUM RIVETS.**

Certificate Number:	Date of Certification:	First Surveillance Audit Due:	Second Surveillance Audit Due:	Date of Expiry:
P01M02H074353	25-Mar-2023	24-Mar-2024	24-Mar-2025	24-Mar-2026


Head of certification




Lack of fulfillment of conditions as set out in Certification T&C may render this certificate invalid. Validity of this certificate is subject to annual surveillance audit. Verification of this certificate can be verified at TIQ Certification and Inspection Limited (TIQ) website at www.tiqcertification.org/verify or by scanning the QR code to the right. This certificate remains the property of TIQ and shall be returned immediately on request.

TIQ is accredited by UKCB (United Kingdom Certification Board), 27 Old Gloucester Street, London, United Kingdom. www.ukcb.org.uk WC1N 3AX (#CAB 130118). Website: www.tiqcertification.org | Email: info@tiqcertification.org | India Office: 117, Antriksh Bhawan, Barakhamba Road, New Delhi-110001




SOLIDS


Flaunt this range of natural veneer, which has a lustrous finish for that luxurious experience.



1001




1002



1003




1004




1005



1006




1007




1008




SOLIDS




1009




1010




1011




1012




1014



1015




1016



1017



1018



1019




1021




1022




1023



1024




1025




1026




1029



1030



1033



1035



1036



1050




1051




1052


**SOLID
SOFT
TOUCH**




5001




5005



5009



5017



5022




5052



METALLIC


Metallic & Startle your peers with this exotic marvel that is the best rendition of beautiful luxury.




4051



4053




4057




4059




4052



4054



4055



4056



4058

WOODEN MATT

Pair it with any decor theme and be amazed by the versatility of this exclusive series by Lexa PVC Laminate



740



741



742



743



744



745





746



747



748



749



750



751





WOODEN SOFT TOUCH



The application potential of this collection is incredibly broad. It excels in residential and commercial spaces equally.



912



913



914



915



916



917



918





921



928



932



938



960



961



962



963



964





Every elite entity should shine and bask in the glory off its irresistible finesse.




1211



1265



1268



1271



1274



TECHNICAL STANDARDS

THICKNESS : 3.0mm ($\pm 5\%$)

STANDARD SHEET SIZE : 8'x4' ($\pm 2\%$)

LAMINATION : Proper substrates must be used and careful bond should be of good quality plywood, high density particle board, must be smooth & free of grease, wax, dust, chips and other foreign

CUTTING & INSTALLATION : These PVC HPL Sheets can be cut, r tools or equipments (Stanley recommends use of only diamond be sharp to remove any burrs that may occur in the cutting process feather all corner edges. In case of using of hand cutters, The c lamination and other complaints.

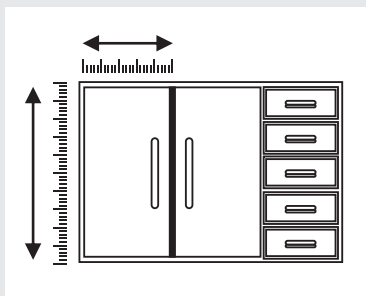
BENDING AND FORMING : For bending the PVC HPL sheets m Groove Blade.

MAINTENANCE : Any cleaning agent containing acids, alkalis laminate, exposure to sunlight should be avoided.

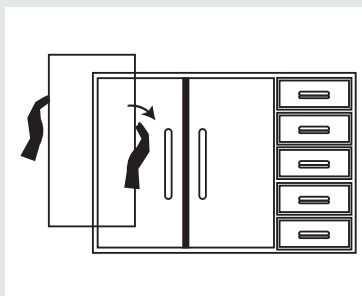
NOTE : Stanley warrants that all its products are free from manufacturing normal conditions. In case of any claim, the liability of the company only. Stanley is not liable for the color variations from batch to batch represent the designs, colors and finishes. They do not represent film after 7 days of installation of PVC HPL Sheets.

How to Apply

Step 1 : Take measurements of the cabinet



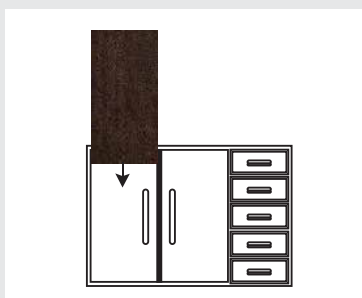
Step 2 : Fit the aluminium frame on the cabinet.



Step 3 : Cut the PVC HPL Laminate sheet according to the size of the frame




Step 4 : Insert the PVC HPL Sheet in the aluminium frame.



Step 5 : Fix the sheet with screws.



Step 6 : Your cabinet is ready.



Features

 ECO FRIENDLY	 90 BENDABLE	 FIRE RETARDANT
 TERMITE PROOF	 NON TOXIC	 ANTIMICROBIAL
 WATER PROOF	 LEAD FREE	 LONG LASTING
 RECYCLABLE	 MADE IN INDIA	

LEXA[®]

PREMIUM PVC LAMINATES



Anti - Borer



Non - Toxic



Water Proof



90°



Eco - Friendly



100% Recyclable



Fire Retardant

Made in India

